

When I logout of Alarm Monitoring, windows shuts down

Last Modified on 06/06/2025 3:20 pm EDT
































Each time I log out of Alarm Monitoring, Windows shuts down on the computer being used

Procedure Steps

The corrective action can only be completed by an OnGuard User with full administrative permissions

In System Administration:

1. Click on 'Administration'
2. Select 'Users'
3. Click on the 'Monitor Permission Groups' tab
4. Expand 'Monitor' by clicking the '+' symbol
5. Click Modify
6. Click the key next to 'Windows logout upon monitoring logout'. When it's disabled, it should look like the highlighted item below.

+ - Compare	
Monitor	
View	
Maps	
System Map	
Cardholders	
Video verification	
Edit	
Acknowledge alarms	
Delete alarms	
Save alarms on exit	
Alarm filters	
Print	
Mute sound	
Trace	
Controllers	
Alarm panels	
Cardholders	
Readers and doors	
Inputs and outputs	
Assets	
Monitor zone	
Account zones	
Cameras	
Intercoms	
Fire devices	
Areas	
POS registers	
Elevator terminals	
Windows logout upon monitoring logout	
Disabling of automatic alarm display options	
Video	
Control	

Applies To

All OnGuard versions

Additional Information